

Postal Code 78642

Residential Statistics



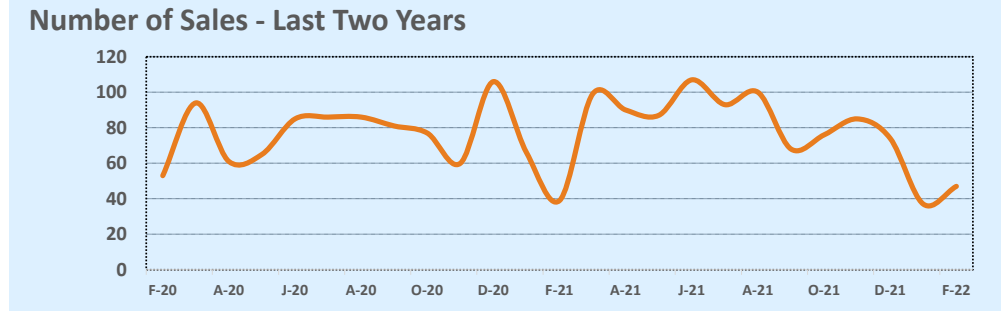
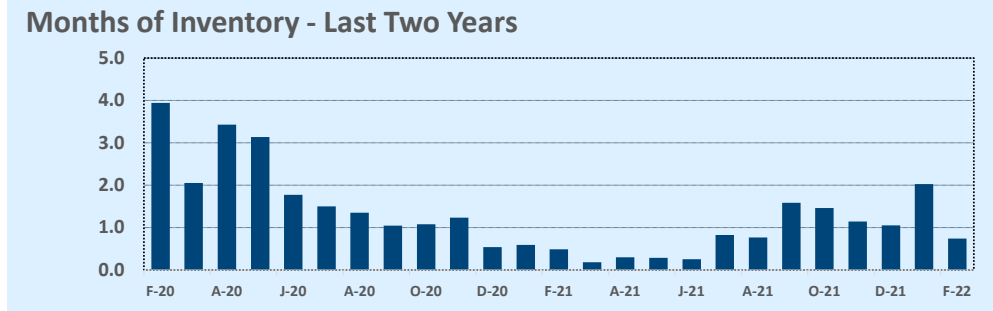
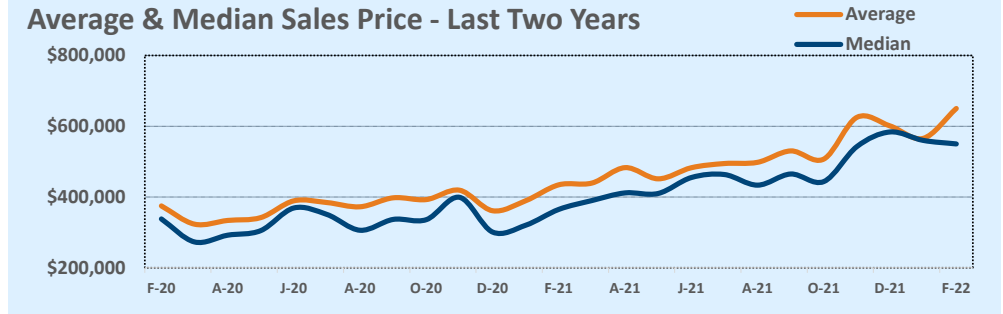
February 2022

Listings	This Month			Year-to-Date		
	Feb 2022	Feb 2021	Change	2022	2021	Change
Single Family Sales	47	38	+23.7%	84	104	-19.2%
Condo/TH Sales	--	1	--	--	1	--
Total Sales	47	39	+20.5%	84	105	-20.0%
New Homes Only	9	11	-18.2%	12	40	-70.0%
Resale Only	38	28	+35.7%	72	65	+10.8%
Sales Volume	\$30,558,932	\$16,944,501	+80.3%	\$51,489,569	\$42,652,295	+20.7%
New Listings	49	51	-3.9%	98	102	-3.9%
Pending	--	--	--	--	--	--
Withdrawn	2	1	+100.0%	2	2	--
Expired	2	1	+100.0%	2	2	--
Months of Inventory	0.7	0.5	+52.9%	N/A	N/A	--

Price Range	This Month			Year-to-Date		
	New	Sales	DOM	New	Sales	DOM
\$149,999 or under	--	--	--	--	--	--
\$150,000- \$199,999	--	--	--	--	--	--
\$200,000- \$249,999	--	--	--	--	--	--
\$250,000- \$299,999	--	--	--	1	3	20
\$300,000- \$349,999	--	1	69	--	2	35
\$350,000- \$399,999	5	7	10	12	11	10
\$400,000- \$449,999	7	6	8	13	14	20
\$450,000- \$499,999	5	5	29	9	5	29
\$500,000- \$549,999	4	3	11	9	5	8
\$550,000- \$599,999	2	3	4	8	7	27
\$600,000- \$699,999	12	3	23	16	12	9
\$700,000- \$799,999	5	2	2	10	4	4
\$800,000- \$899,999	4	10	31	10	12	34
\$900,000- \$999,999	1	2	59	3	2	59
\$1M - \$1.99M	4	5	26	7	7	44
\$2M - \$2.99M	--	--	--	--	--	--
\$3M+	--	--	--	--	--	--
Totals	49	47	21	98	84	22

Average	This Month			Year-to-Date		
	Feb 2022	Feb 2021	Change	2022	2021	Change
List Price	\$637,010	\$420,914	+51.3%	\$602,609	\$401,744	+50.0%
List Price/SqFt	\$256	\$173	+47.8%	\$248	\$169	+47.0%
Sold Price	\$650,190	\$434,474	+49.6%	\$612,971	\$406,212	+50.9%
Sold Price/SqFt	\$261	\$179	+45.7%	\$252	\$171	+47.7%
Sold Price / Orig LP	102.3%	103.4%	-1.0%	101.9%	101.0%	+0.8%
Days on Market	21	32	-33.7%	22	31	-29.0%

Median	This Month			Year-to-Date		
	Feb 2022	Feb 2021	Change	2022	2021	Change
List Price	\$540,000	\$352,000	+53.4%	\$550,000	\$332,490	+65.4%
List Price/SqFt	\$233	\$170	+37.4%	\$233	\$170	+37.7%
Sold Price	\$550,000	\$365,000	+50.7%	\$555,000	\$348,000	+59.5%
Sold Price/SqFt	\$240	\$179	+34.0%	\$240	\$170	+41.4%
Sold Price / Orig LP	100.0%	100.0%	-0.0%	100.0%	100.0%	--
Days on Market	6	4	+50.0%	7	5	+30.0%



Based on information from the Austin Board of REALTORS® (alternatively, from ACTRIS). Neither the Board nor ACTRIS guarantees or is in any way responsible for its accuracy. The Austin Board of REALTORS®, ACTRIS and their affiliates provide the MLS and all content therein "AS IS" and without any warranty, express or implied. Data maintained by the Board or ACTRIS may not reflect all real estate activity in the market.